

TRAVAIL ANGLAIS 6EME

Pronoms personnels sujets et adjectifs possessifs

I°) Classe les mots ci-dessous dans le tableau.

we - his - my - she - their - your (2 X) - her - you (2 X) - they - its

Pronoms sujets	I		He		It			
Adjectifs possessifs						our		

II°) Savoir identifier les pronoms personnels et les adjectifs possessifs.

Dans les phrases suivantes, souligne les pronoms personnels en bleu et les adjectifs possessifs en vert.

This is Jonathan, my cousin. His nickname is Jo because his name is very long. He's 14 and he's very tall. His sister is Sue but she hasn't got a nickname she's tall and her hair is long and curly. Their parents are very cool: they are Bob and Claire.

III°) HIS or HER?

Colorie selon les instructions: Colour his hair brown and her hair black

His shoes are blue, her shoes are grey. Her socks are grey too, but his socks are yellow. Her T-shirt is purple, his T-shirt is green. The balls are different too. His ball is red and black; her ball is brown and black.



RAPPEL : en anglais, l'adjectif possessif s'accorde avec le **possesseur** alors qu'en français, il s'accorde avec **le nom (M ou F)**

IV°) Savoir utiliser les pronoms sujets et les adjectifs possessifs.

Complète en utilisant les 2 tableaux de l'exercice 1 et soit logique !!

Bob and Elastigirl are superheroes because _____ 've got magic powers. In normal life, _____ are Mr Bob Parr and Mrs Helen Parr and _____ children are Violet, Dashiel and Jack-Jack.

Helen has got straight dark hair but _____ hair is not long. _____ is thin and tall, _____

nickname is "Elastigirl" and _____ is beautiful. _____ children have got magic powers too.

Bob is strong and tall. _____ is a superhero because _____ can save the planet with _____ magic powers.



Like and don't like

1. Where does it go?

Write these words in the correct group so that it is true for you.



chocolate	homework	swimming	going to bed
doing sport	watching TV	vegetables	playing games

I like...	I don't like...



We can use **like** when we talk about things or activities.
Remember to add 's' for he, she and it. "She **likes** cats."

2. Choose the answer!

Read the sentence. Choose the correct answer.



a. I _____ watching TV.	likes <u>like</u>
b. She _____ doing her homework.	don't like doesn't like
c. _____ like bananas?	Do you You do
d. They _____ school.	doesn't like don't like
e. I _____ reading.	don't like not like
f. _____ he like the rain?	Does Do

Leçon à lire attentivement

LE PRÉSENT SIMPLE

Avec **TOUS** les verbes anglais **SAUF BE** → au **PRÉSENT SIMPLE** j'utilise

✓ ① à la forme affirmative : la **BASE VERBALE** (= la forme la plus simple du verbe, non-conjuguée)

à la 3^e personne du singulier j'ajoute un **-S** au verbe

I like chocolate.

You cheese.

L, I, K, E,

Mais :

He tea.

She coffee.

It meat.

L, I, K, E, S,

We salad.

You red.

They winter.

L, I, K, E,

✗

② à la forme négative : je suis **OBLIGÉ** d'utiliser l'auxiliaire **DO** et la négation **NOT (N'T)**

à la 3^e personne du singulier j'ajoute **-ES** à **DO**

I don't like chocolate.

You cheese.

D, O, N, 'T, L, I, K, E,

Mais :

He tea.

She coffee.

It meat.

D, O, E, S, N, 'T, L, I, K, E,

We salad.

You red.

They winter.

D, O, N, 'T, L, I, K, E,

?

③ à la forme interrogative : je suis **OBLIGÉ** d'utiliser l'auxiliaire **DO**

à la 3^e personne du singulier j'ajoute **-ES** à **DO**

Do I like chocolate ?

..... *you* cheese ?

D, O, L, I, K, E, ?

Mais :

..... *he* tea ?

..... *she* coffee ?

..... *it* meat ?

D, O, E, S, L, I, K, E, ?

..... *we* salad ?

..... *you* red ?

..... *they* winter ?

D, O, L, I, K, E, ?

Exemples

1. I like rabbits AND I love parrots.

2. I love apples BUT I hate lemons.

3. _____


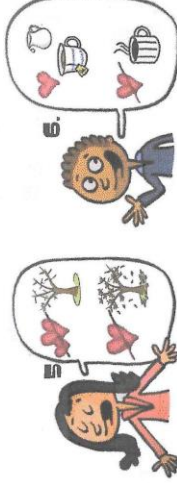

4. _____

5. _____

6. _____

LIKES AND DISLIKES

1 Write a sentence for each using AND / BUT:



2 Draw your own speech bubble and write the corresponding sentence. (dessine ta propre bulle et rédige la phrase correspondante)